

CONTINUATION OF THE JOURNEY TOWARDS “ZERO LEPROSY: EXPLORING THE PATHWAYS OF LEPROSY PATIENTS FROM THEIR COMMUNITIES TO A DIAGNOSIS IN THE DISTRICTS OF MAYUGE, YUMBE AND KASESE-UGANDA

Dr. Rose Kengonzi¹¹, Dr. Turyahabwe Stavia¹, Dr. Orach Samuel², Gerwing-Adima Lisa³ Ronald Nyote³, Faith Kabugho³, Consolata Mpambara³, Kamara Vincent¹, Christa Kasang⁴
ABSTRACT

Background: Leprosy is known to cause disability that leads to severe outcomes like stigma, discrimination, mental health problems and participation restriction. Furthermore, in cases of infectious leprosy, longer delays increase the risk for the spread of the disease. Despite being preventable and curable, a significant proportion of new leprosy patients (39%) in 2019 had grade 2 (Visible disability) at the time of diagnosis signifying late presentation. To achieve early diagnosis of leprosy, there is urgent need for improved knowledge and insights to enhance identification and implementation of innovative health promotion approaches. In this study we describe patient journeys from first symptoms to a diagnosis and individual as well as community level factors associated with health seeking behavior of leprosy patients.

Methods: This was a cross-sectional explorative study implemented in Kasese, Mayuge and Yumbe districts where all leprosy patients with grade 2 (Visible disability) registered from January 2019 up to December 2022 were enrolled. A structured questionnaire was used to collect quantitative data. Qualitative assessment included patients, family members, health workers, voluntary health teams and the district health team. Descriptive statistics were presented in terms of percentages, frequency tables, pie Charts and graphs for easy interpretation and discussion.

Results: The results indicate that 53% of the respondents identified as female. The median age of the respondents being 34 years, with a range of 1 to 76 years. The monthly income for most (85%) patients was below 14 dollars per month.

The most common first symptom noticed by respondents was skin lesion (65%) followed by deformities (18%) (P value = 0.05%) occurring mostly in the feet (P value = 0.48). Majority (52%) of the patients had taken more than 24 months (SD 18.72 OR 2.75) for a diagnosis to be made with a maximum delay of over 60 months. The most common cause of delay in seeking health care was lack of knowledge on leprosy (P value = <0.05), belief that health care personnel lack skills to manage leprosy (P value = <0.05) and inaccessibility of the health facilities (p value = <0.05) due to long distance and poor means of transport. The first symptom recognized was mainly skin lesions (P value = 0.01) followed by deformities (P value = 0.06) first noticed by the patients (35%) followed by family members (35%).

In regard to perceived causes and modes of transmission, the community's understanding of leprosy was linked to cultural and spiritual beliefs, associating it with curses from ancestors or gods. Other beliefs were that leprosy is hereditary, seeing leprosy as a familial curse while others thought it was caused by witchcraft. Stigmatizing terms like "leper" were used to describe affected individuals, causing humiliation and emotional distress. Stigma extended to family members and caregivers, leading to discrimination. Moreover, patients visited multiple health facilities before receiving a proper diagnosis.

Conclusions: In this study, results show a delay of close to 2 years in seeking health care for majority of the patients. Key barriers to early diagnosis included: lack of knowledge, inaccessibility of health facilities, belief that health workers are unskilled to manage leprosy, stigma, discrimination and social-cultural beliefs. Community sensitization, health promotion approaches and strengthening capacity building of health care workers are needed to achieve early diagnosis of leprosy and proper management.

Key words: Leprosy, patient pathway, Skin lesions, Disability, Discrimination, Delayed diagnosis.

¹ Ministry of Health, P.O. Box 7272, Kampala, Uganda. ² Uganda Catholic Medical Bureau, P. O. Box 2886, Kampala, Uganda. ³ German Leprosy-and Tuberculosis Relief Association Uganda, P.O. Box 3017, Kampala, Uganda. ⁴ Deutsche Lepra-und Tuberkulosehilfe, e.V. , Wuerzburg, Germany

TABLE OF CONTENTS

ABSTRACT	i
LIST OF TABLES	iv
TABLE OF FIGURES	v
1 INTRODUCTION/BACKGROUND	7
1.1 Purpose of the Study	7
1.2 Rationale	7
1.3 Objectives	8
1.3.1 Overall Objective.....	8
1.3.2 Specific Objectives	8
1.3.3 Secondary Objective.....	8
1.4 Research Questions.....	8
2 METHODOLOGY	9
2.1 Introduction.....	9
2.1.1 Study Scope.....	9
2.1.2 Study Design	9
2.2 Study Population.....	9
2.3 Quantitative and Qualitative Approach.....	9
2.3.1 Quantitative Approach.....	9
2.3.2 Qualitative Approach.....	9
2.4 Ethical consideration.....	10
2.5 Limitations of the study.....	10
3 RESULTS.....	11
3.1 Participant's Characteristics:	11
3.1.1 Respondents by Gender.....	11
3.1.2 Distribution of Participants by Age.....	11
3.1.3 Participants and Monthly Income Distribution.....	12
3.2 Timeliness in Diagnosis	12
3.3.1 Seeking Medical Help	13
3.3.1.1 Causes of Delay in Seeking Medical Help	13
3.2.1.5 Reasons for difficulty in accessing Health facilities.....	14
3.3 Mechanisms and Ease of Recognition of Skin Changes by Households and Communities	15
3.3.1 First Symptom Noticed by Patients	15
3.3.3 Specific Individuals that Noticed the Symptoms.....	16
3.3.4 Duration of Time from First Symptom to Diagnosis.....	16
3.1.4 Place of Preference for Treatment	17
3.4 Knowledge, attitude and practice among members of communities and health care providers in reference to leprosy	19
3.4.1 Knowledge of leprosy	19
3.4.5 Treatment Seeking Behavior:	20
3.5 Community engagement as recommendation to address limited knowledge and understanding as well as socio-economic status of affected persons and members of respective communities	20
4 DISCUSSION	22

CONCLUSION..... 23

5 APPENDIX..... 24

LIST OF TABLES

Table 3.1 Distribution of Participants by Gender	11
Table 3.2 Age Distribution of Participants.....	11
Table 3.3 Knowledge about Leprosy	13
Table 3.4 Patients' Response to Accessibility to Health Facilities	14
Table 3.5 Reasons for Inaccessibility of Health Centre's.....	14
Table 3.6 First Symptom Noticed by the Patients per District.....	16
Table 3.7 Duration of Time from First Symptom to Diagnosis	17
Table 3.8 Where Patients Sought for Help after Noticing Skin Changes	18

TABLE OF FIGURES

Figure 2.1 Kasese, Mayuge and Yumbe Districts	9
Figure 3.1 Leprosy Cases among different Religious Groups.	11
Figure 3.2 Participants and Monthly Income Distribution	12
Figure 3.3 Timeliness in Diagnosis	12
Figure 3.4 Response to knowing about leprosy	13
Figure 3.5 response to health facility accessibility per district	14
Figure 3.6 Reasons for Inaccessibility by District	Error! Bookmark not defined.
Figure 3.7 First Symptom Noticed by Patients	15
Figure 3.8 Specific Individuals that Noticed the Symptoms.....	16
Figure 3.9 Distribution of length of time before diagnosis per district	17
Figure 3.10 Place of Preference for Treatment	18
Figure 3.11 Investigating the Reasons for Delaying Medical Attention.	Error! Bookmark not defined.

ACRONYMS

CI	Confidence Interval
DTLS	District Tuberculosis and Leprosy supervisor
IRB	Institution Review Board
NTLP	National Tuberculosis and Leprosy Program
OR	Odds Ratio
RTLS	Regional Tuberculosis and Leprosy supervisor
SD	Standard Deviation
VHT	Voluntary Health Team

1 INTRODUCTION/BACKGROUND

Leprosy (Hansen's disease) is one of the world's Neglected Tropical Diseases and is recognized as 'a disease of the poor' [1–3]. It is an infectious disease that is caused by the bacterium *Mycobacterium leprae*. This bacterium affects peripheral nerves and gives rise to deformities such as muscle wasting and injuries over anaesthetized areas of the body [2,4,5]. Leprosy is a leading cause of preventable disability worldwide. Early detection of the disease leads to prevention of disability. Despite having been being eliminated as a public health problem in most countries by 2005, leprosy cases continue to occur globally with over 200, 000 new cases reported in 2019. In Uganda, the leprosy burden has reduced overtime. A recent retrospective study of spatial trends of leprosy in Uganda in 2019 by Aceng et al, 2019 reported a continued downward trend in new cases detected with an estimated annual decline of 7% between 2012 and 2016. The declining trend was driven by statistically significant decreases in the eastern and central regions of Uganda. However, the declines in the northern and western regions were not statistically significant

Naturally, a decrease in a disease is followed by dwindling clinical skills among health workers due to the "rareness" of the disease. In most regions of Uganda, this has been noted to be the case with leprosy, contributing to late diagnosis of leprosy. Delay in diagnosis of patients augments the transmission of infection, and allows progression of disease and more severe disability. Late diagnosis implies that from a disease that initially presents with skin patches, the result is often time life changing disability. In order to break the cycle of transmission and reduce the number of new cases detected with physical deformities, it is essential to diagnose and treat patients early, before these injuries occur [5 , 8]

Demographic variables such as distance from the nearest health clinic and patients highest level of education were found to be associated with delay in China and India.[12 , 13]. Additionally, leprosy patients have been found to prefer visiting traditional healers, rather than trained medical doctors [12 , 14 , a n d 15]. It is important to study similar questions regarding this delay within Uganda [16]. The assumption of dwindling knowledge of health care workers is not substantiated in evidence.

For identification of "last mile stones" needed to achieve early diagnosis of leprosy and to prevent late presentation with disabilities, there is urgent need for improved knowledge and insights to enhance identification and implementation of innovative health promotion approaches with and by empowered communities for future public health interventions. There are no specific studies have been conducted in Uganda about health seeking behavior of leprosy patients and no published evidence of knowledge, attitude and practices of communities towards the disease. In this study we describe patient journeys from first symptoms to a diagnosis and individual as well as community level factors associated with health seeking behavior of leprosy patients.

1.1 Purpose of the Study

The purpose of the study was to determine health system delays in diagnosis of leprosy in the districts of Mayuge, Yumbe and Kasese. The study explored the relationship between the health-seeking behaviors of leprosy patients and their types of health beliefs in the districts of Mayuge, Yumbe and Kasese and described the differences in behavior and beliefs by leprosy disability status and by adult or child leprosy index case.

1.2 Rationale

Despite being preventable and curable, a significant proportion of new leprosy patients (39%) in 2019 had grade 2 (Visible disability) at the time of diagnosis. Several studies demonstrate

inter-linkages between delays in seeking health care after observing first symptoms, attitude of communities and attitudes of health care workers. In Uganda there are no studies done to explore and understand health seeking behavior of leprosy patients to understand the high number of Grade 2 disability. The presented study would help to examine patient's journey to health care; the attitudes of surrounding communities in three districts of Uganda that report high numbers of leprosy patients every year.

1.3 Objectives

1.3.1 Overall Objective

The overall objective of this study was to describe patient journeys from first symptoms suggestive of leprosy to a diagnosis and individual and community level factors associated with health seeking behavior of leprosy patients.

1.3.2 Specific Objectives

1. To describe the reasons for delay in seeking health care for leprosy patients diagnosed in three districts of Mayuge, Yumbe and Kasese.
2. To describe the mechanisms and ease of recognition of skin changes by households and communities explored.
3. To describe the knowledge, attitude and practice among members of communities and health care providers in reference to leprosy.
4. To describe the recommendations for increased engagement and empowering communities in health promotion activities.

1.3.3 Secondary Objective

1. To explore the presence of different levels of discrimination.
2. To describe the timing of patient presentation related to the disease status.
3. To identify the possible cultural ways signs and symptoms of leprosy are interpreted.

1.4 Research Questions

1. What factors influence the decision of an individual noting skin changes to seek medical attention?
2. What are societal and health system factors that influence health care seeking in leprosy patients diagnosed with Leprosy? (VHT)
3. What are health system requirements for early diagnosis of leprosy, timely initiation and adherence of treatment?
4. What are recommendations for increased engagement and empowering communities in health promotion activities?

2 METHODOLOGY

2.1 Introduction

2.1.1 Study Scope

The project was implemented in Kasese, Mayuge and Yumbe districts as shown in figure 2.1 below.



Figure 2.1 Kasese, Mayuge and Yumbe Districts

2.1.2 Study Design

A mixed methods study in which both quantitative and qualitative data were concurrently collected; the findings of which were merged at the point of data analysis

2.1.3 Study Population

All leprosy patients registered in 2019/2020 from the target districts were included in the study. (Yumbe – 27, Mayuge – 42 and Kasese – 28) due to high numbers of leprosy cases with grade 2 disability. The three districts together registered approximately 97 new cases. In addition, 58 prospective patients registered during the study period were included. At least 10 Persons affected by leprosy, 10 Health workers involved in leprosy diagnosis and management, and 10 Community members in each of the three districts participated in the Focus group discussions.

2.2 Quantitative and Qualitative Approach

2.2.1 Quantitative Approach

The questionnaires (translated in respective local languages) were administered to 155 leprosy patients by trained research assistant (DTLS, leprosy focal person and VHT).

2.2.2 Qualitative Approach

For the qualitative assessment, we included 10 patients and family members, 10 health workers and VHTs, district health officials including the District Tuberculosis and Leprosy Supervisors (DTLS) and Regional Tuberculosis and Leprosy Supervisors (RTLS) including in-charges of health facilities in each of the three district as key informants. Three Focus Group discussions in each of the three districts were facilitated by a social worker (from NTLP) and a translator who used semi-guided themes and prompt accordingly

2.3 Inclusion and exclusion criteria

2.3.1 Inclusion criteria

All leprosy incident cases with Visible disability due to leprosy
Participants who consented to be enrolled in the study

2.3.2 Exclusion criteria

Failure to consent
Incident leprosy cases without visible disability due to leprosy

2.4 Ethical consideration

Ethical approval for this research project was sought from an accredited Institutional Review Board and from the Uganda National Council for science and technology. This research project only enrolled those participants, who gave their informed consent to participate in the study beforehand. Data collected from the study participants was kept anonymous to ensure confidentiality.

2.5 Limitations of the study

Limitations of this study include accuracy of recall and social acceptability bias. Although measures were taken within the questionnaire to assist participant recall, data collection largely depended on participant reported information. Furthermore, a sizeable proportion of participants were functionally illiterate and required verbal questionnaire delivery. These responses may have been influenced by social acceptability bias with participants reporting shorter patient delays.

This study was limited to three referral centers. This sample is likely to differ from simple leprosy cases, which are dealt with in the community and results from this study may not be generalizable throughout the country. Although delays were found to be independent of region in this study, previous research has indicated that reason for delay can vary between regions of the same country, with some areas seeing long health system delays whilst others seeing longer patient delays [30]

3.0 RESULTS

3.1 Participant's Characteristics:

3.1.1 Respondents by Gender.

Table 0.1 **Distribution of Participants by Gender.**

Gender	Kasese	Mayuge	Yumbe
Male	26(63%)	28(54%)	18(29%)
Female	15(37%)	24(46%)	44(71%)
Total	41	52	62
p-value	less than 0.05	CI 95%	

There were more males in Kasese (63%) and Mayuge (54%) Districts while Yumbe had more females (71%) respondents.

3.1.2 Distribution of Participants by Age

The table 3.2 below shows the age distribution of the participants in the study.

Table 0.2 **Age Distribution of Participants**

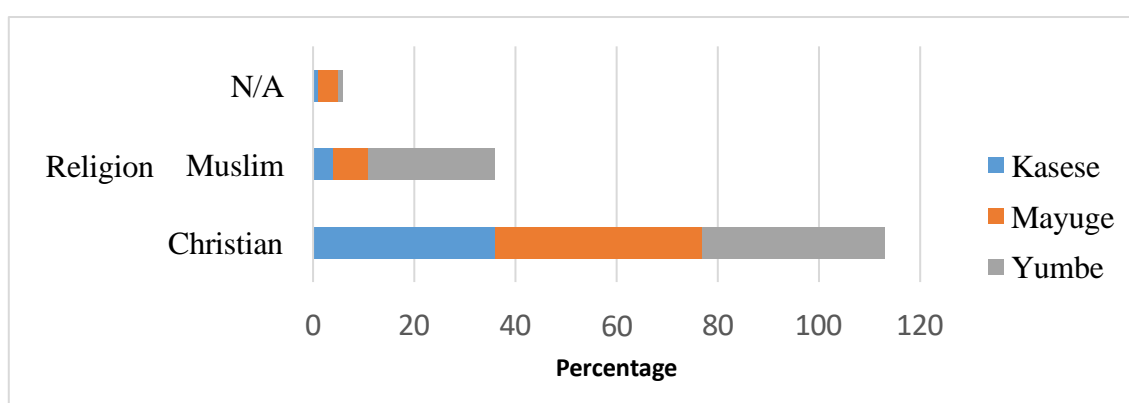
age group	Freq	Percent
>50yrs	59	40%
31 to 40yrs	27	18%
41 to 50yrs	26	18%
11 to 20yrs	15	10%
21 to 30yrs	15	10%
0 to 10yrs	5	3%
Total	147	100%

The Most common age category of respondents is between 20 and 40 years.

3.1.3 Leprosy patients' distribution by Religious Groups.

The figure 1 below shows the religious distribution among the participants.

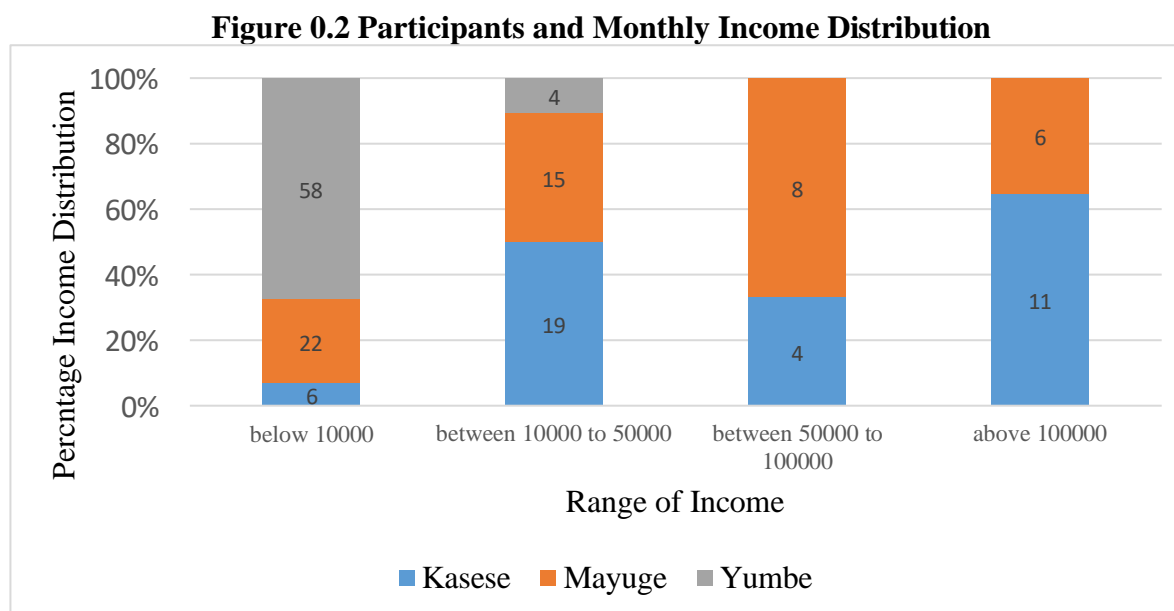
Figure 0.1 Leprosy Cases among different Religious Groups.



Religious distribution by respondents revealed that there were more Christians in Kasese and Mayuge while Yumbe had more Muslims

3.1.3 Participants and Monthly Income Distribution

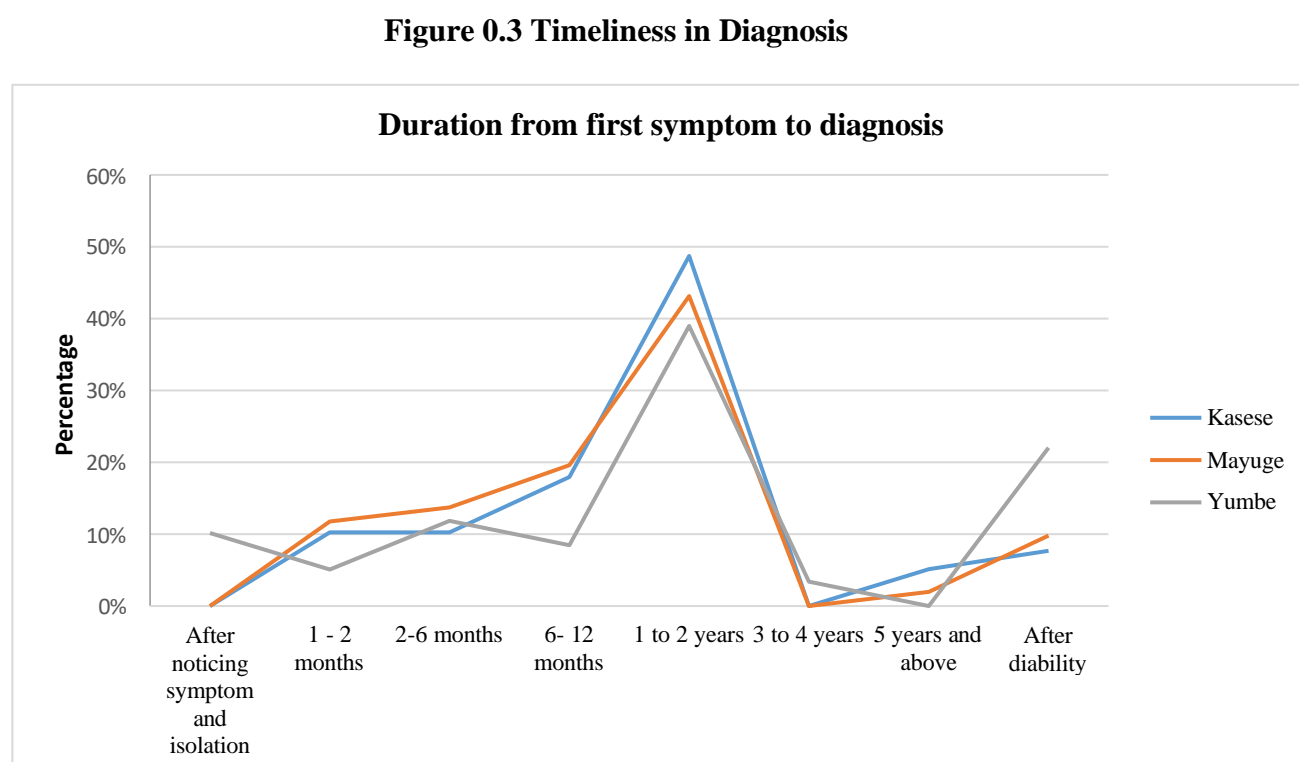
The figure below shows the income distribution per month among the districts of Kasese, Mayuge and Yumbe.



Yumbe district had none of the respondents earning more than 50,000/=per month with majority earning less than 10,000 shillings per month.

2.6 Timeliness in Diagnosis

The figure below shows the time period distribution from the first symptom noticed by the patient to when the diagnosis was made.



Majority (52%) of the patients had taken close to 2 years for a diagnosis to be made. A significant proportion of 22% had disability grade 2 at time of diagnosis. Some respondents spent more than 5 years before a diagnosis had been made.

3.3.1 Seeking Medical Help

3.3.1.1 Causes of Delay in Seeking Medical Help

The reasons for delay in seeking health care for leprosy patients diagnosed in Mayuge, Yumbe and Kasese included Lack of knowledge and difficulty in accessing the health facilities as seen in table 3 and 4.

3.2.1.2 Limited knowledge and understanding of leprosy

Asked whether the participants knew about leprosy, the following were the responses.

Table 0.3 Knowledge about Leprosy

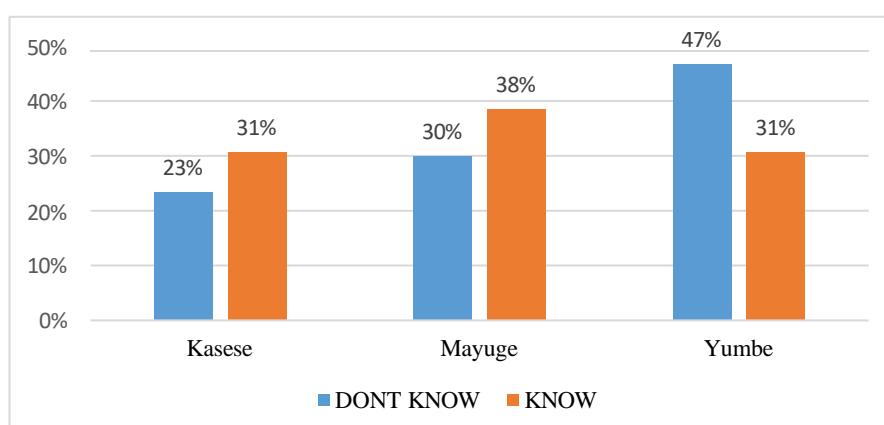
Knowledge on Leprosy	Freq	Percent
No	116	75%
Yes	34	22%
Nonresponse	5	3%
Total	155	100%
P-value	<0.05	CI 95%

Lack of knowledge about leprosy at the time they noticed the skin changes on their bodies was reported by 75% of the respondents.

3.2.1.3 Participants Knowledge about Leprosy per District

Figure 3.4 below is the percentage response to knowing what leprosy is.

Figure 0.4 Response to knowing about leprosy



The results shows that more patients in Yumbe did not know what leprosy is compared to those in Mayuge and Kasese District where the proportion of those who knew was more than those who did not know.

3.2.1.4 Difficulty in Accessing Health Facilities

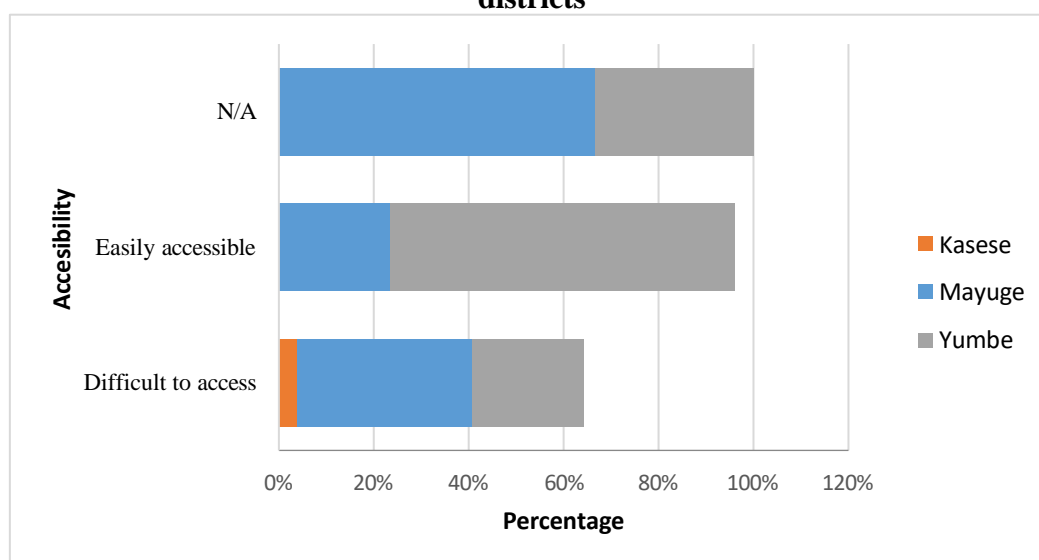
The response to accessibility to health facilities is as follows.

Table 0.4 **Reported level of accessibility of health facilities for patients in the three districts**

Do you find health facilities accessible for persons affected with leprosy?	Freq	Percent
Difficult to access	98	63%
Easily accessible	51	33%
Nonresponse	6	4%
Total	155	100%
P value	= <0.05	CI 95%

63% of respondents reported difficulty in accessing health facilities.

Figure 0.5 **Reported level of accessibility of health facilities for patients in the three districts**



Participants from Kasese reported a bigger proportion of difficulty in accessing health facilities. The problem of inaccessibility was less reported by Yumbe and Mayuge Districts.

3.2.1.5 Reasons for difficulty in accessing Health facilities

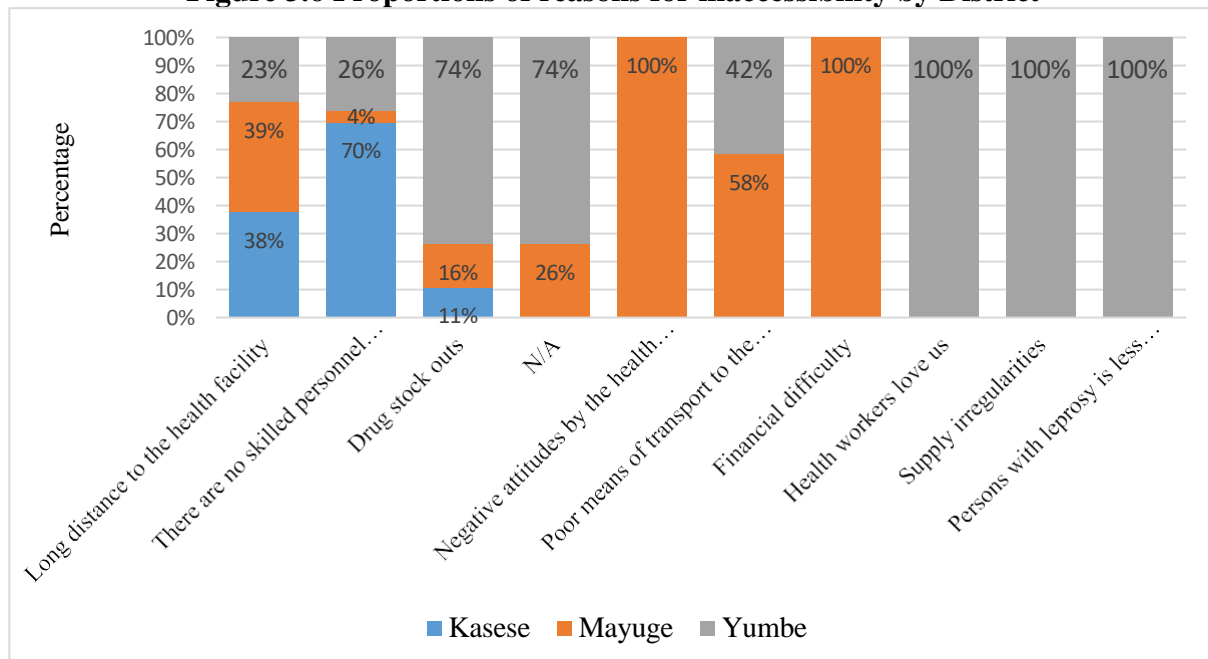
The findings in table 5 suggest several reasons why health facility services are not accessible to individuals affected by leprosy

Table 0.5 **Reasons for Inaccessibility of Health Centre's**

Why do you think health facility services are not accessible?	Freq	Percent
Long distance to the health facility	61	39%
Poor means of transport to the health facility	24	15%
There are no skilled personnel who handle leprosy patients	23	15%
There is always no drugs	21	14%
Nonresponse	20	13%
Negative attitudes by the health workers	3	2%
Financial difficulty	2	1%
Persons with leprosy is less considered	1	1%
Total	155	100%

The figure 3.6 below is the response to reason for inaccessibility by district

Figure 3.6 Proportions of reasons for inaccessibility by District

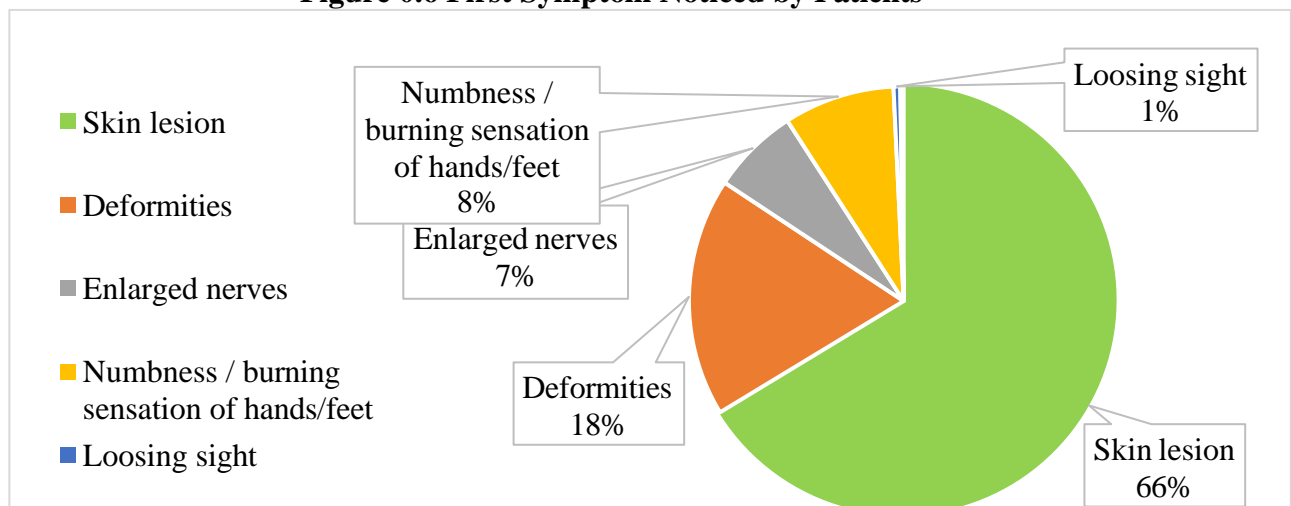


The most commonly reported barrier was the long distance to the health facility, mentioned by 39% of the respondents. This indicates that the geographical distance between individuals and healthcare facilities poses a significant challenge in accessing services. Limited transportation options further compound this issue, with 15% of participants mentioning poor means of transport as a barrier to accessibility. Another significant barrier reported was the perception by the Persons affected by leprosy that health care workers were unskilled to manage leprosy, with 15% of respondents highlighting this issue.

3.3 Mechanisms and Ease of Recognition of Skin Changes by Households and Communities

3.3.1 First Symptom Noticed by Patients: The first symptom recognized was mainly skin lesions followed by Deformities as seen in the pie chart below.

Figure 0.6 First Symptom Noticed by Patients



3.3.2 First Symptom Noticed per District

The distribution of the initial symptom noticed by patients per district is as follows.

Table 0.6 First Symptom Noticed by the Patients per District

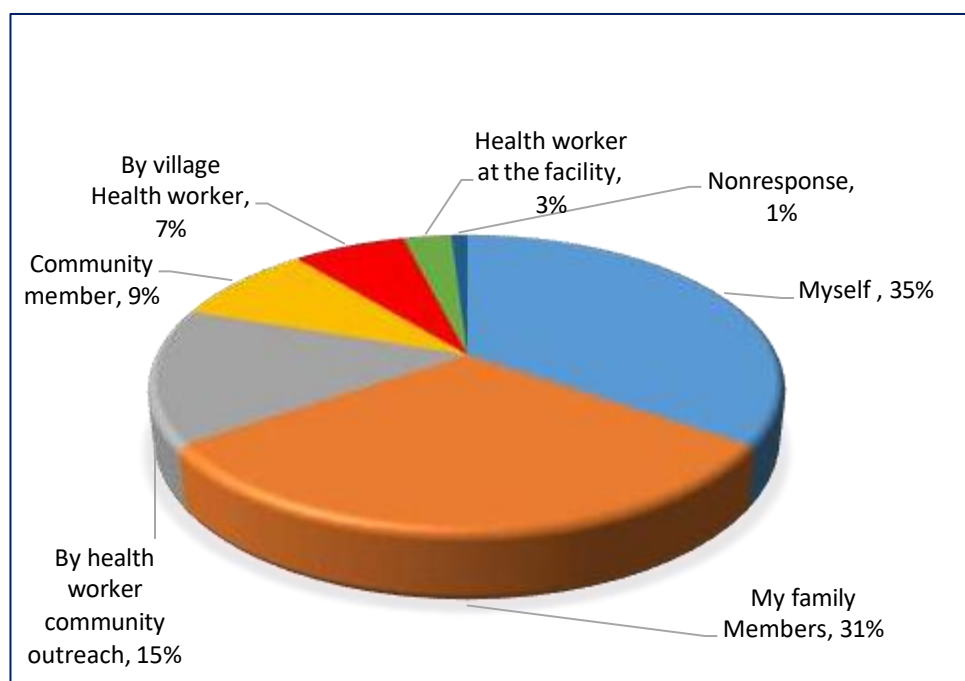
First Symptom	Kasese	Mayuge	Yumbe
Skin lesion	63%	55%	54%
Deformities	31%	35%	29%
Enlarged nerves	2%	3%	9%
Numbness / burning sensation of hands/feet	3%	7%	7%
Losing sight	2%	0%	0%
Pvalue	< 0.05 CI 95%		

The most common first symptom noticed was skin lesions followed by deformities.

3.3.3 Specific Individuals that Noticed the Symptoms

Figure 8 shows the distribution of the people who recognized skin changes among leprosy patients in the communities explored.

Figure 0.7 Specific Individuals that Noticed the Symptoms



Most of the recognition of skin changes was done by patients themselves (35%) and family members (31%). Community health workers (9%) as well as Volunteer Health teams (VHTs) also participated in suspecting and referring Leprosy cases.

3.3.4 Duration of Time from First Symptom to Diagnosis

The figure below shows the proportions of the different length of time from first symptom to diagnosis.

Table 0.7 Duration of Time from First Symptom to Diagnosis

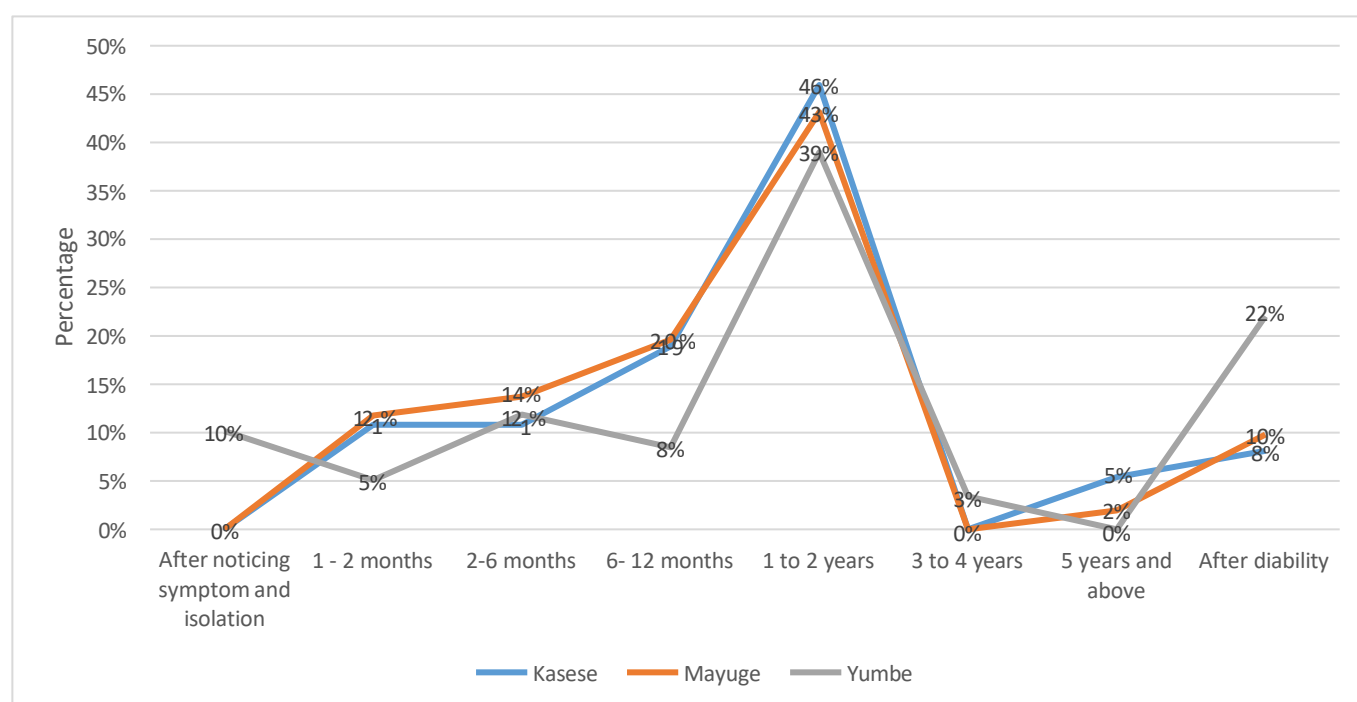
Length of time before a diagnosis was made	Percentages	Count
1 - 2 months	11%	13
2-6 months	15%	18
6- 12 months	18%	22
1 to 2 years	52%	62
3 to 4 years	2%	2
5 years and above	3%	3
P-Value	0.05	CI 95%

The average duration from first symptom to diagnosis was 12-month to 24 months. Some participants described having taken long to be diagnosed with leprosy even up to more than 5 years from the time they developed symptoms until when they saw deformities in the feet or wound

Duration from first symptom to diagnosis per district

The line - graph below shows the distribution of length of time before diagnosis per district

Figure 0.8 Distribution of length of time before diagnosis per district

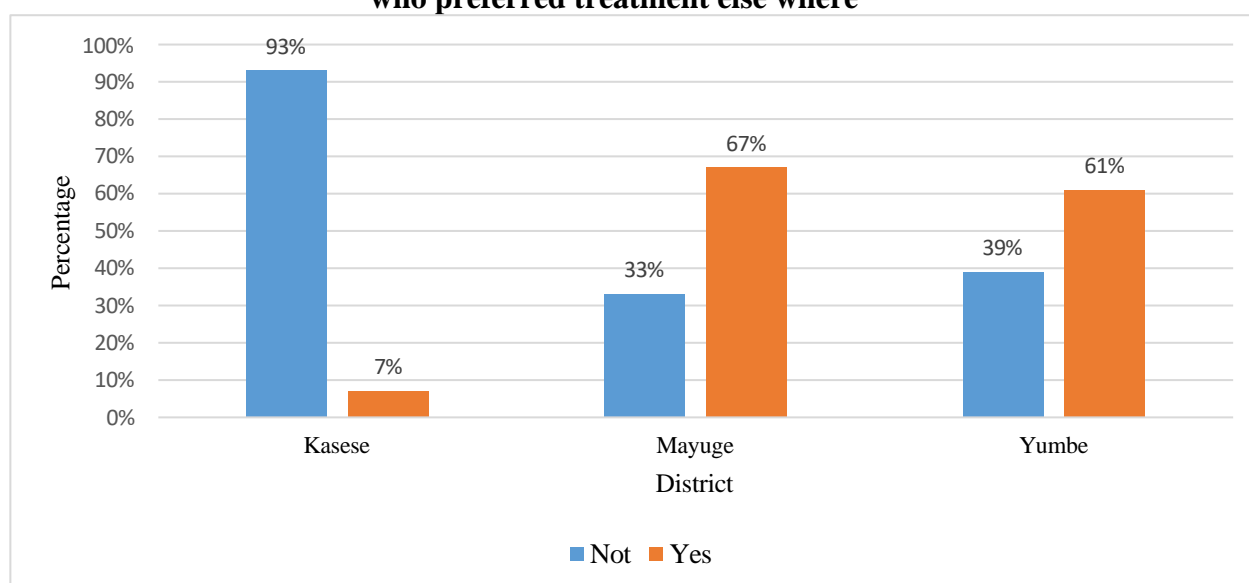


The most common duration was a period of 1 to 2 years across all the districts with Yumbe having the highest proportion of patients who presented after disability had set in.

2.1.4 Place of Preference for Treatment.

In response to patients' preference of place of treatment being a health facility after noticing skin changes, the following were the answers.

Figure 0.9 Proportion of patients who preferred treatment at health facilities and those who preferred treatment else where



Majority of the patients in Kasese (93%) preferred first seeking treatment outside the health facilities. after noticing the skin changes while more than 60% of the patients in Yumbe and Mayuge preferred seeking medical help from the health facilities

3.4.5 Where Patients Sought for Help after Noticing Skin Changes before going to the health facilities.

The table 3.8 below shows the distribution of where patients seek for help after noticing skin changes.

Table 0.8 proportion distribution of where Patients Sought for Help after Noticing Skin Changes

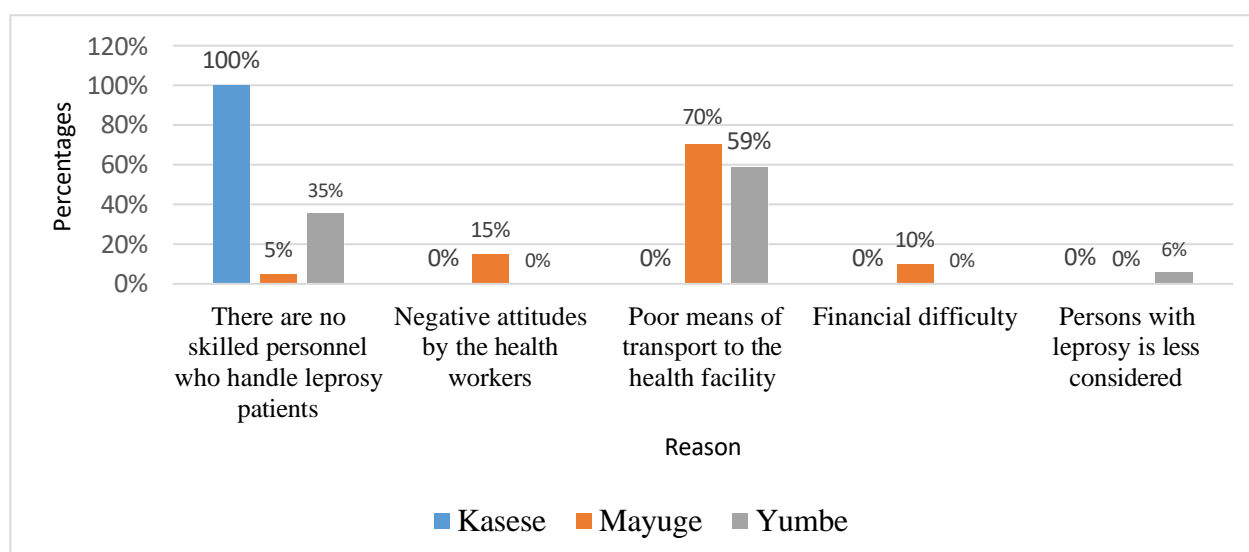
Where did you seek for help after noticing these skin changes?	Proportions		
	Kasese	Mayuge	Yumbe
Went to a witch doctor	3.0	0.0	3.2
Talked to my family members	81.8	14.0	25.8
Talked to a religious leader	6.1	2.0	0.0
Went to a health center	9.1	70.0	61.3
Somebody referred her to hospital	0.0	2.0	0.0
Went to a health center, Health facility visited seemed not to know about leprosy	0.0	2.0	0.0
Went to a traditional healer	0.0	10.0	8.1
She talked to her father who advised her to go to the health center	0.0	0.0	1.6
P value	0.05		CI-95%

Only 9.1% of the patients in Kasese went to health facility after noticing skin changes while majority in Mayuge and Yumbe went to the health facility.

3.4.6 Investigating the Reasons for delaying to seek medical Attention.

The figure 3.11 below shows the proportion distribution of reasons for delay to going to health facilities.

Figure 3.11 proportion of reasons for delay to seek medical attention



The most common reason delay in seeking medical attention immediately after noticing the skin changes was the belief that there are no skilled personnel who handle skin issues in the facilities.

3.4 Knowledge, attitude and practice among members of communities and health care providers in reference to leprosy

3.4.1 Knowledge of leprosy

Participants had limited awareness and understanding of leprosy before diagnosis, associating it with symptoms like numbness, skin hardening, and loss of sensation. The study findings are further complimented by individual attestations below;

“It was my first time to hear about leprosy yet I came with a big wound under my foot”- Said female leprosy survivor MR5- Buluba HC.V. Mayuge District

At first when I saw the patch on my left hand, I thought it was a normal skin change which will disappear with time. I did not even give it attention for many years until the number of patches increased that’s when I asked the VHT who referred me to Okubani health centre III”- Said Female YR2-Okubani HCIII. Yumbe district

“A classmate of mine in primary seven was the first person to tell me about the brown patch on top of my left eyebrow. When he asked me about it, I laughed it off. I did not follow it after” - Said female YR5 Swinga HC.III. -Yumbe

3.4.2 Perceived causes and modes of transmission.

The community's understanding of leprosy was linked to cultural and spiritual beliefs, associating it with curses from ancestors or gods. Some believed in hereditary transmission, seeing leprosy as a familial curse. Others thought it was caused by witchcraft or insect bites.

Below are some of the responses by respondents in the community.

When I started getting the patches on my skin, I was told that the disease is associated to persons who have spirits” said female leprosy survivor-MR3-Buluba HC. IV

3.4.3 Impact of Diagnosis:

Receiving a leprosy diagnosis was often met with shock, fear, and feelings of impending death. Stigmatization led to isolation and rejection, with individuals being avoided by friends and family members. Participants faced significant social and emotional challenges, leading to feelings of loneliness and depression. Some resorted to seeking spiritual solutions, believing leprosy was a result of demonic attacks or witchcraft. Below are some responses by members of the community on the impact of having a leprosy diagnosis.

I feared mixing freely with people because I was embarrassed with the way my skin was with patches on face -Response from YR4 -Yumbe district.

When I started getting the patches on my skin, I was told that the disease is associated to persons who have spirits” **said female leprosy survivor-MR3-Buluba HC. IV**

3.4.5 Treatment Seeking Behavior:

Delays in seeking treatment varied based on factors like lack of awareness, fear, and misdiagnosis of symptoms. Some participants visited multiple health facilities before receiving a proper diagnosis. Access to health facilities, especially in remote areas, was a challenge, leading to delays in receiving care as testified by participant below.

When my child fell sick, I started from Kagando hospital and it treated my child who did not respond positively to treatment. Bwera hospital diagnosed a fungal infection, gave medicine but the infection was not healing. I was referred to Kasanga PHC Health center 111, and it also referred me back to Kagando hospital. At this point the child had started having wounds on the feet at hands. They referred me to Mr. Kaze Jackson who confirmed leprosy. **-Said female care taker -Kagando Hospital**

3.4.6 Stigma and Discrimination:

Whereas Majority (60%) in Yumbe felt discriminated, those in Kasese (3%) and Mayuge (25%) perception on discrimination was low. Stigmatizing terms like "leper" were used to describe affected individuals, causing humiliation and emotional distress. Stigma extended to family members and caregivers, leading to discrimination against them as well. Social interactions were negatively impacted due to the fear of contagion, leading to isolation and loss of relationships.

Below are some statements made by two of the respondents about stigma and discrimination.

‘It is an abuse/insult and we feel embarrassed.’ - **MR3 from Mayuge district**

Currently discrimination/Isolation of Leprosy Patients have reduced because the Government and NGOs conducted massive awareness of TB/Leprosy and the facilities treat Leprosy patients and the drugs are free of charge, however, when the patient has deformities/Disabilities and poor hygiene, then they are isolated. —**Said R2 from Yumbe district.**

3.5 Community engagement as recommendation to address limited knowledge and understanding as well as socio- economic status of affected persons and members of respective communities

Participants suggest that the community should be sensitized on the signs and symptoms of leprosy

Disseminate leprosy messages through funeral gatherings, village meetings, spiritual gathering etc. Commented majority (55%) of the respondents.

Health facilities should integrate leprosy treatment into routine schedules.

They also suggest that the community should support leprosy patients in counseling to encourage them to take their medications and follow routine appointments.

Some participants also highlighted the importance of continuous health education, decentralization of services, and equipping small facilities with trained specialists to help leprosy patients.

3 DISCUSSION

The study explored the pathways of leprosy patients from their communities to a diagnosis in the districts of Mayuge, Yumbe and Kasese from the first symptom to diagnosis that could be contributing to the overall delayed diagnosis of leprosy in Uganda. Delays in diagnosis of leprosy occurred at many stages from the development of the symptoms to consultation of health care services. there are several reasons why individuals do not immediately seek healthcare at a health center when they notice skin changes.

A significant proportion (52%) of persons with suspected lepromatous lesions experienced a delay of close to two years before a diagnosis could be made. Nadeeja Roshini et al observed an overall delay of 17.5 months in Ethiopia [33]. Similar findings were got from a study by Lockwood DN et al, Cross H. and Samraj A et al in India which showed a delay of 24months and suggest an important need to educate patients regarding the early symptoms of leprosy, in order to encourage them to present early [[1,5,13](#)].

Many patients were ignorant of early symptoms of leprosy. More than half of the participants in this study (75%) did not know about leprosy at the time of diagnosis. About 19% thought that leprosy is caused by evil spirits and 10 percent knew that it is hereditary. These findings support research in Indonesia and a need for more health education, based on a multidisciplinary approach and consideration of cultural and religious views [32]. Inaccessibility due to distance challenges was highlighted as one of the challenges leading to delay in seeking health care services. This supports the research findings in Brazil by Murto et al that inaccessibility may represent an important barrier and suggested that continued efforts to improve access to care, have the potential to improve leprosy treatment outcomes and disease control [35]. Factors such as lack of transport, long distances to health facilities, and financial constraints were significant barriers faced by leprosy patients. Efforts should be made to address these barriers and ensure equitable access to healthcare services for all individuals affected by leprosy.

Findings from the study shows that, socio-economic status of leprosy affected persons and members of their respective communities contributed to delay in seeking health care by diagnosed leprosy patients. In the study, it showed that 34% representing majority respondents were unemployed in addition to being over aged (>50 years). This is in contrast to study findings from Brazil [9] noting that, delay in leprosy case detection was not associated with income status among other factors like health insurance

Regarding attitudes and practices, the study found that the majority (90%) of respondents recognized skin conditions as important health problems in their community. However, there were variations in the treatment practices reported. The use of drugs obtained from health facilities was the most common treatment approach, aligning with recommended standards. However, a significant proportion of participants reported using medicinal herbs and engaging in dietary modifications, reflecting the influence of traditional or complementary therapies. Some participants also mentioned practices such as patient isolation and religious or witchcraft rituals as treatment

CONCLUSION

In conclusion, there was delay in seeking health care service of up to 5 years in some instances. Majority of the respondents lacked a basic understanding of leprosy, its cause, and transmission. The study also highlighted variations in attitudes and practices related to leprosy. While the majority of participants recognized skin conditions as important health problems in their community, there were diverse treatment approaches reported. While the use of drugs obtained from health facilities aligned with recommended standards, a significant proportion of participants reported using traditional or complementary therapies, such as medicinal herbs, and engaging in dietary modifications. Addressing misconceptions and promoting evidence-based medical care is crucial to ensure effective leprosy treatment and management.

Collaboration with traditional healers, community leaders, and health workers is essential to promote evidence-based treatment and foster supportive attitudes towards leprosy patients. By addressing these gaps in knowledge, attitudes, and practices, effective leprosy control and management can be achieved, ultimately improving the outcomes and quality of life for individuals affected by leprosy.

4 APPENDIX

Appendix 1: REFERENCES

1. Lockwood DN, Suneetha S. Leprosy: Too complex a disease for a simple elimination paradigm. *Bull World Health Organ.* 2005; 83: 230–235. pmid:15798849 Subedi, M., & Engelbrektsson, U.-B. (2018).
2. Hotez PJ, Bottazzi ME, Franco-Paredes C, Ault SK, Periago MR. The neglected tropical diseases of Latin America and the Caribbean: A review of disease burden and distribution and a roadmap for control and elimination. *PLoS Neglected Tropical Diseases.* 2008; 2: 300
3. Kerr-Pontes LR, Barreto ML, Evangelista CM, Rodrigues LC, Heukelbach J, Feldmeier H. Socioeconomic, environmental, and behavioural risk factors for leprosy in north-east Brazil: Results of a case-control study. *Int J Epidemiol.* 2006; 35: 994–1000. pmid:1664502
4. van Brakel WH, Sihombing B, Djarir H, Beise K, Kusumawardhani L, Yulihane R, et al. Disability in people affected by leprosy: The role of impairment, activity, social participation, stigma and discrimination. *Global Health Action.* 2012; 5
5. Cross H. The prevention of disability for people affected by leprosy: Whose attitude needs to change? *Lepr Rev.* 2007; 78: 321–329. pmid:18309705.
6. Subedi, M., & Engelbrektsson, U.-B. (2018). Factors Contributing to Delay in Diagnosis and Start of Treatment of Leprosy: Analysis of Help-seeking Narratives from a Community Study in Dang District. *Dhaulagiri Journal of Sociology and Anthropology*, 12, 11–17. <https://doi.org/10.3126/dsaj.v12i0.22175>
7. Govindarajulu S, Muthuvel T, Lal V, Rajendran KP, Seshayyan S. Determinants of patients' delay with disability in the diagnosed leprosy cases in the three major states of India: A case-control study. *Indian J Dermatol Venereol Leprol* 2023; 89:35-40.
8. Lana FF, Fabri AC, Lopes FN, Carvalho AM, Lanza FM. Deformities due to leprosy in children under fifteen years old as an indicator of quality of the leprosy control programme in Brazilian municipalities. *Journal of Tropical Medicine* 2013. Available: <http://dx.doi.org/10.1155/2013/812793>
9. Dharmawan, Yudhy & Fuady, Ahmad & Korfage, Ida & Richardus, Jan. (2021). Individual and community factors determining delayed leprosy case detection: A systematic review. *PLOS Neglected Tropical Diseases.* 15. e0009651. 10.1371/journal.pntd.0009651.
10. Factors Contributing to Delay in Diagnosis and Start of Treatment of Leprosy: Analysis of Help-seeking Narratives from a Community Study in Dang District. *Dhaulagiri Journal of Sociology and Anthropology*, 12, 11–17. <https://doi.org/10.3126/dsaj.v12i0.22175>.
11. Dharmawan Y, Fuady A, Korfage I, Richardus JH. Individual and community factors determining delayed leprosy case detection: A systematic review. *PLoS Negl Trop Dis* 2021 Aug 12;15(8): e0009651. doi: 10.1371/journal.pntd.0009651. PMID: 34383768; PMCID: PMC8360380.
12. Zhang F, Chen S, CHU T. Healthcare seeking behaviour and delay in diagnosis of leprosy in a low endemic area of China. *Lepr Rev.* 2009; 80: 416–423. pmid:20306640
13. Samraj A, Kaki S, Rao P. Help-seeking habits of untreated leprosy patients reporting to a referral hospital in Uttar Pradesh, India. *Indian J Lepr.* 2012; 84: 123. pmid:23236699

14. Choulagai B, Onta S, Bhattarai P. Patient delay in leprosy treatment in Jhapa district Nepal. *Journal of Nepal Health Research Council*. 2005; 3: 29–34.
15. Nicholls P, Wiens C, Smith W. Delay in presentation in the context of local knowledge and attitude towards leprosy-the results of qualitative fieldwork in Paraguay. *International Journal of Leprosy and Other Mycobacterial Diseases*. 2003; 71: 198–209. pmid:14608815
16. Bainson K, Van den Borne B. Dimensions and process of stigmatization in leprosy. *Lepr Rev*. 1998; 69: 341–350. pmid:9927806.
17. Bainson K, Van den Borne B. Dimensions and process of stigmatization in leprosy. *Lepr Rev*. 1998; 69: 341–350. pmid:9927806
18. Deepak S. Answering the rehabilitation needs of leprosy-affected persons in integrated setting through primary health care services and community-based rehabilitation. *Indian J Lepr*. 2003; 75: 127–146. pmid:15255400
19. Tekle-Haimanot R, Forsgren L, Gebre-Mariam A, Abebe M, Holmgren G, Heijbel J, et al. Attitudes of rural people in central Ethiopia towards leprosy and a brief comparison with observations on epilepsy. *Lepr Rev*. 1992; 63: 157–168. pmid:1640784
20. Van Brakel WH. Measuring leprosy stigma-a preliminary review of the leprosy literature. *International Journal of Leprosy and Other Mycobacterial Diseases*. 2003; 71: 190–197. pmid:14608814
21. Weiss MG, Ramakrishna J. Stigma interventions and research for international health. *The Lancet*. 2006; 367: 536–538.
22. Rinaldi A. The global campaign to eliminate leprosy. *PLoS medicine*. 2005; 2: 341.
23. John AS, Raju M, Rao P. A case of stigma in an urban metropolis in India. What new tools should be used? *Lepr Rev*. 2013; 84: 92–94. pmid:23741886
24. Nations MK, Lira GV, Catrib AMF. Stigma, deforming metaphors and patients' moral experience of multibacillary leprosy in Sobral, Ceará state, Brazil. *Cadernos de Saúde Pública* 2009; 25: 1215–1224. pmid:19503952
25. Fuzikawa PL, Acurcio FDA, Velema JP, Cherchiglia ML. Factors which influenced the decentralisation of leprosy control activities in the municipality of Betim, Minas Gerais state, Brazil. *Lepr Rev*. 2010; 81: 196. pmid:2106706
26. Maciel E, Golub J, Peres R, Hadad D, Fávero J, Molino L, et al. Delay in diagnosis of pulmonary tuberculosis at a primary health clinic in Vitória, Brazil. *The International Journal of Tuberculosis and Lung Disease*. 2010; 14: 1403–1410. pmid:20937179
27. Mayeaux EJ, Murphy PW, Arnold C, Davis TC, Jackson RH, Sentell T. Improving patient education for patients with low literacy skills. *Am Fam Physician*. 1996; 53: 205–211. pmid:8546047.

28. Amenu A, Nash J, Tamiru T, Byass P. Patterns of health-seeking behaviour amongst leprosy patients in former Shoa province, Ethiopia. *Ethiopian Journal of Health Development*. 2000; 14: 43–47.
29. Penna MLF, De Oliveira M, Penna G. The epidemiological behaviour of leprosy in Brazil. *Lepr Rev*. 2009; 80: 332. pmid:19961107
30. De Rojas V, Hernández O, Gil R. Some factors influencing delay in leprosy diagnosis. *Bulletin-pan American Health Organization*. 1994; 28: 156–156
31. <https://www.investopedia.com/terms/p/poverty.asp>
32. Elissen MC. Beliefs of leprosy patients about their illness. A study in the province of South Sulawesi, Indonesia 1991; 43: 379.pmid: 1812604
33. Nadeeja Roshini L, Mahendra A, Supu W. Utilization of government healthcare services by adult leprosy patients in the Western Province, Sri Lanka, 2020; *PLoS Negl Trop Dis* 14(12): e0008973.
34. Kato VF, Joilda S, Julia M, Anna R et al. Geographic and socioeconomic factors associated with leprosy treatment default: An analysis from the 100 million Brazilian Cohort. 2019; *PLOS Neglected Tropical Diseases* 14(9): e0008723

Appendix 2* ((adapted from: Henry M, et al. (2016), Factors Contributing to the Delay in Diagnosis and Continued Transmission of Leprosy in Brazil – An Explorative, Quantitative, Questionnaire Based Study. *PLoS Negl Trop Dis* 10(3): e0004542. <https://doi.org/10.1371/journal.pntd.0004542>

Thank you very much for agreeing to complete this questionnaire. Your involvement in this study is greatly appreciated and will help us to understand more about leprosy and the effects of this disease.

Please try and answer all questions as truthfully as possible --- all answers will remain completely anonymous.

Please complete the following questions:

Fill in the blank spaces or where there is more than one option; please tick the correct boxes (as seen in the example below):

Example: ☒ Yes ☐ No

1) Age: _____

2) Gender: ☐ Male ☐ Female

3) In which city and in which state do you live?

4) Current Employment Status:

Unemployed ☐

Part---time work ☐

☐

Full---time work

Self---employed ☐

Retired ☐

5) Occupation: _____

6) Highest Level of Education received:

- | | |
|---------------------------------|--------------------------|
| Never studied | <input type="checkbox"/> |
| Pre---school Education | <input type="checkbox"/> |
| Primary School I (years 1---5) | <input type="checkbox"/> |
| Primary School II (years 6---9) | <input type="checkbox"/> |
| Secondary School | <input type="checkbox"/> |
| Higher education | <input type="checkbox"/> |

7) Marital Status:

- ☐ Single
☐ Married
☐ In a Relationship
☐ Living with Partner
☐ Separated
☐ Divorced
☐ Widowed

- 8) Number of children: 0 ☐ 4 ☐
 1 ☐ 5 ☐
 2 ☐ 6 ☐
 3 ☐ 7+ ☐

- 9) Who do you currently live with? ☐ Alone
 ☐ With a partner/spouse

With children ☐

With partner/spouse and children ☐

With other family ☐

Other *Please specify:* ☐

10) Personal Income:

Less than 1 minimum salary ☐

1 minimum salary ☐

1---2 minimum salaries ☐

2---3 minimum salaries ☐

3---4 minimum salaries ☐

4---5 minimum salaries ☐

☐

Other _____

11) Household Income:

Less than 1 minimum salary ☐

1 minimum salary ☐

1---2 minimum salaries ☐

2---3 minimum salaries ☐

3---4 minimum salaries ☐

4---5 minimum salaries ☐

☐

Other _____

12) How old were you when you received a diagnosis of leprosy? In what year was this?

13) Does anybody else in your family have leprosy? ☐Yes ☐No

14) Apart from leprosy, do you have any other illnesses? ☐Yes ☐No

If yes, what?

Section 2

Before starting this section, please take time to try and remember back to when you first noticed symptoms for leprosy. Think about the time of year it was and how old you were to help you remember. I'd like you to remember what you thought at the time.

1. In what month and year did you first experience symptoms to do with Hansen's disease?

2. How old were you when you first experienced this symptom?

3. What were the first symptoms you noticed? (Choose only 1 option)

☐ Pale patches on your skin

☐ Pale patches on your skin with no sensation ☐ Lumpy or thickened skin

☐ Runny nose or nose bleed

☐ Difficulty seeing

☐ Pain or tingling in your arms, legs, hands, feet or around eyes

☐ Loss of feeling on patches of skin or hands or feet

☐ Muscle weakness in your, hands feet, arms or legs (difficulty moving them)

☐ Muscle weakness around your eyes (difficult to close eyes tightly)

☐ Cuts, wounds or ulcers

☐ Other (*please specify*) _____

4. a) Had you heard about Hansen's disease at that time?

☐ Yes ☐ No

b) If you hadn't heard about Hansen's disease, what about leprosy? Had you heard about leprosy?

☐ Yes ☐
No

5. Did you think that your symptoms could be due to Hansen's disease or leprosy?

☐ Yes ☐ No

6. Some people like to tell others soon after they experience symptoms (within 2 weeks). Did you do this? (You can select more than one option)

☐ I did not tell anyone

☐ Family member or friend

☐ Priest

☐ Any other religious leader

☐ Local healer

☐ I went straight to a medical practitioner

☐ Other (*please specify*) _____

7. At the time you noticed your first symptoms, roughly how far away was the nearest health centre from your home?

☐ 0 – 1 km 5 – ☐10 km

☐ 1 – 3 km 10 – ☐20 km

☐ 3 – 5 km > ☐20 km

8. Many people wait a while before visiting a medical practitioner about their symptoms. How long did you wait before you tried seeing a medical doctor about your symptoms?

☐
0 – 2 weeks

☐ 15 days – 4 weeks (1 month)

☐ 1 – 3 months (including 3 months)

☐
3 – 6 months (including 6 months)

☐ 6 months – 1 year (including 1 year)

☐ More than 1 year. How many? _____

9. Why was it that you waited before seeing a medical practitioner? (you can select more than one option)

- ☐ I did not wait, I went straight away
 - ☐ I lived too far away from a health centre
 - ☐ I couldn't get an appointment
 - ☐ I couldn't afford to pay for an appointment
 - ☐ I could not afford to take time off work to visit a health centre
 - ☐ I did not think my symptoms were serious
 - ☐ I thought my symptoms would go away on their own
 - ☐ I was not in pain
 - ☐ Family member/friend told me not to tell anyone
 - ☐ I was afraid it was something serious
 - ☐ I was afraid it might be Hansen's disease but didn't want anyone to know
 - ☐ I thought it was Hansen's disease but didn't want to be isolated from my community
 - ☐ I knew it was Hansen's disease but did not think anything could be done to help
 - ☐ Other (*please specify*)
-

10. Was there anyone else in your household with known Hansen's disease at the time?

- ☐ ☐ Yes ☐ No

The next questions are about when you made contact with the health service and about your first consultation:

11. a) What year was it when you visited a doctor (medical practitioner) for the first time for your symptoms?

b) How old were you when you visited a doctor (medical practitioner) for the first time for your symptoms?

12. Where? Please state the city/ state that you were in and the health centre.

13. What encouraged you to go to a health centre and see a medical doctor? (You can select more than one option)

☐ My symptoms didn't go away

☐ My symptoms got worse

☐ My symptoms got so bad I couldn't hide the condition anymore ☐ A friend or family member encouraged me to go

☐ My local healer told me to visit a medical doctor ☐ The treatment I was using was not working

☐ I was visiting the doctor for another reason and I mentioned it whilst I was there.

☐ I was visiting the doctor for another reason and they noticed my symptoms.

☐ Other (*please specify*):

14. a) What symptoms were you experiencing when you first saw a medical doctor?
(More than one can be selected)

- ☐ Pale patches on your skin
- ☐ Pale patches on your skin with no sensation
- ☐ Lumpy or thickened skin
- ☐ Runny nose or nose bleed
- ☐ Difficulty seeing
- ☐ Pain or tingling in your arms, legs, hands, feet or around eyes
- ☐ Loss of feeling on patches of skin or hands or feet
- ☐ Muscle weakness in your, hands feet, arms or legs (difficulty moving them)
- ☐ Muscle weakness around your eyes (difficult to close eyes tightly)
- ☐ Cuts, wounds or ulcers
- ☐ Other (*please specify*) _____

b) Which symptom were you most concerned about out of all your symptoms? (Select only the main symptom)

☐ Pale patches on your skin

☐ Pale patches on your skin with no sensation ☐ Lumpy or thickened skin

☐ Runny nose or nose bleed

☐ Difficulty seeing

☐ Pain or tingling in your arms, legs, hands, feet or around eyes

☐ Loss of feeling on patches of skin or hands or feet

☐ Muscle weakness in your, hands feet, arms or legs (difficulty moving them)

☐ Muscle weakness around your eyes (difficult to close eyes tightly)

☐ Cuts, wounds or ulcers

☐ Other (*please specify*) _____

15. Did the doctor suspect that you might have Hansen's disease?

☐ Yes ☐ No

16. Did the doctor examine you?

☐ Yes

☐

N
o

(if you selected 'No', please skip to question 18)

17. Did the doctor perform any of these examinations on you? (On your first visit) o ☐
They looked at my skin

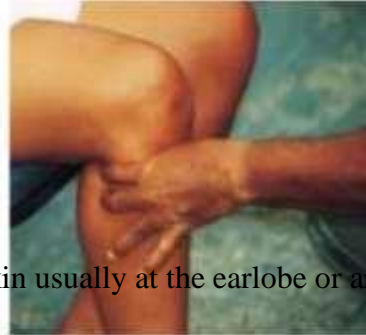
o They tested the feeling in my skin (often done over a pale skin patch)



o They felt my nerves (e.g. at the elbow or in my legs)



o They took a sample of skin (cut made in skin usually at the earlobe or arm)



18. Did the doctor diagnose you with leprosy on this first visit?

- ☐ Yes (If you marked this option, you do not need to continue answering the questionnaire)
- ☐ No

19. It is easy for Hansen's disease to be mistaken for a different condition. Did your doctor diagnose you with another medical condition instead? (Please only select one option).

- ☐ No
- ☐ Bone condition
- ☐ Nerve condition
- ☐ Blood vessel condition
- ☐ Other (*please specify*) _____

20. Did your doctor refer you to another doctor?

- ☐ Yes ☐ No

23. How many different doctors did you see before being diagnosed with leprosy? (Including the doctor that diagnosed you)

- ☐ 1
- ☐ 2---3
- ☐ 4---5
- ☐ More than 5

21. When were you diagnosed with Hansen's disease (leprosy)? (Please give month and year if possible)

22. How long after your first visit to a health centre were you diagnosed with leprosy?

- | | |
|--|--|
| <input type="checkbox"/> 0– 2 weeks | <input type="checkbox"/> 3 --- 6 months (including 6 months) |
| <input type="checkbox"/> 15 days – 4 weeks (1 month) | <input type="checkbox"/> 6 months – 1 year (including 1 year) |
| <input type="checkbox"/> 1– 3 months (including 3 | <input type="checkbox"/> months) More than 1 year. How many? _____ |

Appendix 3: proposed Knowledge and Attitude form

Urgesa et al, (2020), Knowledge of and Attitude Toward Leprosy in a Leprosy Endemic District, Eastern Ethiopia: A Community-Based Study. Risk Manag. Health Policy. 13: 1069-1077

Knowledge Questions:

1. Have you heard about leprosy?
2. Where did you hear about leprosy?
3. What causes leprosy?
4. What is/are symptoms of leprosy?
5. What is/are means off leprosy transmission?
6. Is leprosy cured?
7. What is/are treatment of leprosy?

Attitude Questions:

1. Would you admit to sitting beside a leprosy patient in public transport?
2. Would you be ashamed if someone has leprosy in your family?
3. Would you admit to sharing a plate with a leprosy patient?
4. Would you admit to owning a child who married someone from a family with a history of leprosy?
5. Would you be ashamed to work with a leprosy patient in the same environment?
6. Would you allow your own child to play with a child from leprosy family?
7. Would you admit to helping if someone gets leprosy in the family?
8. Would you share items with a leprosy patient?

Appendix 4: Focus group discussion (FGD) guide for family /community members

Hello... My name isI would like to thank you all for agreeing to be part of this discussion. We are having this discussion because one or more members of your family were diagnosed with leprosy. No answer is right or wrong; we just want to have a discussion about leprosy and what

No	Questions
1	What is your understanding of Leprosy? (Probes: How did you come to learn about leprosy? Since you in constant contact with a person affected by leprosy, what is your experience managing leprosy?
2	What in your opinion is the main sign of leprosy?
3	If you find-out that you or your family member has developed any of these skin problems, where would you FIRST advise them to seek care? (Why?)
4	When did you realize that your family member had been infected with leprosy? Probes: what main signs did they have?
5	What do you think motivates persons affected by leprosy to seek for medical treatment?
6	In your opinion, is leprosy curable?
7	Why do you think persons affected by leprosy delay to seek for medical help?
8	What are the challenges facing persons affected by Leprosy in accessing health services?
9	In your opinion, how should community members assist Person Affected by Leprosy in accessing health services? (Probes: do they, do it? Why, why not? What other kind of support should people affected by leprosy get from the community and community members?)
10	According to you, where should persons affected by leprosy receive treatment from? (Probes: How about at health facilities? how about with other patients? why? why not?
11	According to you, what should health centers be like to ensure persons with leprosy access health care services on time?
12	How do you think community members should support persons affected by leprosy in accessing health services on time?
13	What do you think should be done to improve early diagnosis and retention in care for persons affected by leprosy?
14	Have you ever felt isolated / discriminated against because of Leprosy? Probe: Chased away from Home/ work, Isolation Camps, etc.
15	Why do you think people affected by Leprosy are Isolated? Probe: Considered an incurable disease, high degree of stigmatization, Because of deformities

people in this community think about leprosy and how they seek for treatment.

